



# RTO Made an Impact

On faculty and their online teaching

# Data Collection

- RTO Attendance
- RTO Completion
- Feedback Survey
- Faculty Textured Feedback - 6 months after completion

# RTO Participation

- Completed the RTO series: **121 faculty**
- Attendance of RTO Zoom Conversations: **957 (163 unique faculty)**
- RTO total faculty reach: **284**
- RTO approximate student reach: **3744**

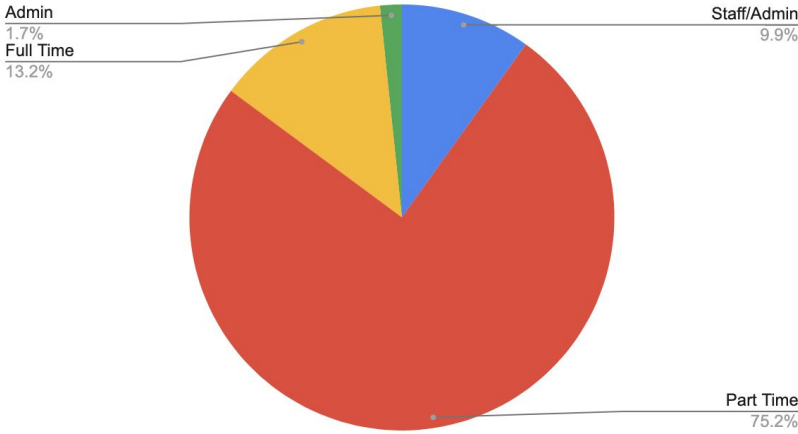
Includes data from the April Series, June Series, Summer Series, and Fall 2020 Series. Student approximation assumes average of 13 students per class.

# RTO Participation

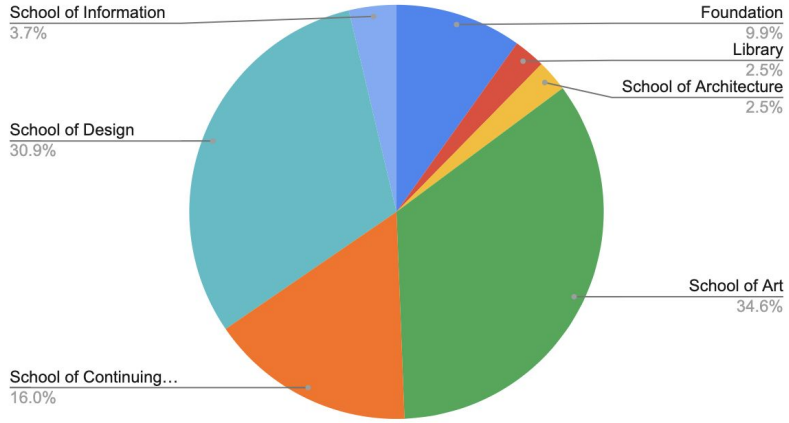
75% Part Time Faculty  
13% Full Time Faculty  
12% Staff and Admin

Participants from all schools and most departments at the Institute

Count of RTO Status



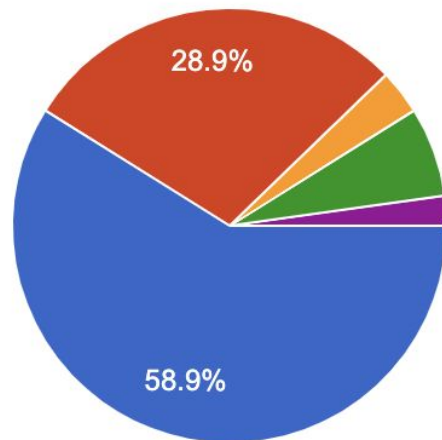
Count of RTO attendance by School



# RTO Satisfaction

What was your overall satisfaction with this event series?

90 responses



- Very Satisfied
- Somewhat Satisfied
- Neutral
- Somewhat Unsatisfied
- Very Unsatisfied

# RTO Feedback from Faculty

I really appreciated **seeing how my colleagues approached their classes**. I found the Milanote boards to be the most engaging.

I was impressed with the RTO team's ability to make such a large class feel intimate. I also enjoyed **seeing a different model of teaching** from my own and as many have pointed out it is good to experience the student perspective.

I really **enjoyed the sense of community** we had as professors.

I **found all the modules to be incredibly helpful**- there is SO much information to process and I think all are engaging topics especially when thinking about how to incorporate into your own classroom.

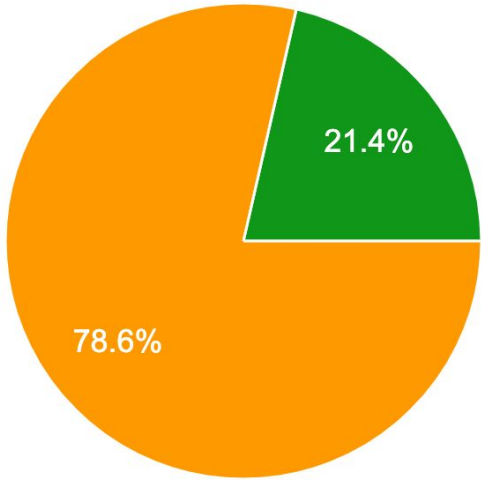
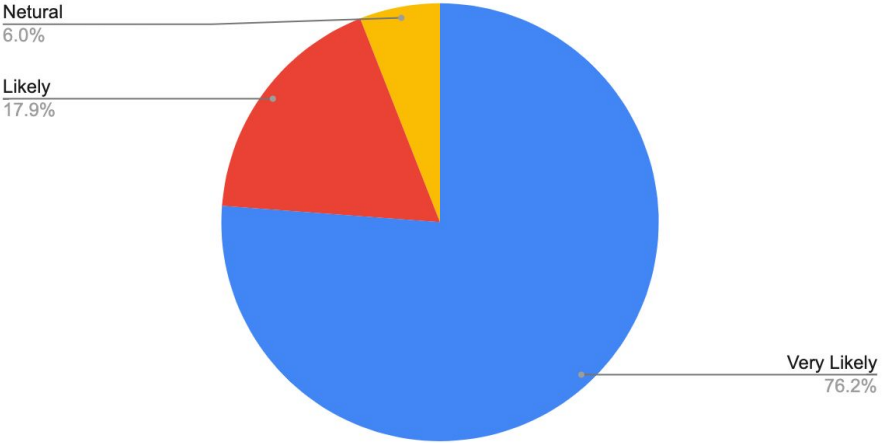
**I loved that we addressed both student and educator trauma!**

# RTO Feedback from Faculty

“I would absolutely recommend this RTO course to a colleague. It was SO helpful and valuable to be able to pulse check my own teaching practices, challenges and tactics against my colleagues. I have learned so much about online tech and resources, best teaching practices to account for inclusivity and trauma informed teaching tools.”

# RTO Impact on Online Teaching

Likelihood of future RTO implementation	Online Class Fall 2020 Implementation
<b>94% Likely or Very Likely</b>	<b>100% Better or Much Improved</b>





# RTO Impact: How did your classroom practice change?

- It helped me get more comfortable with using technology
- I changed my syllabus and policies to be less punitive
- I created more engaging modes of online pedagogy
- I updated my diversity statement to consider access and equity in online teaching
- I gained better understanding of Trauma Informed Pedagogies and UDL
- I am much more sensitive to the students' needs
- I am now using visual tools much more successfully
- I now integrate more community building exercises into my course
- I am spending more time discussing students' exterior circumstances influencing motivation and well-being
- I understand better how to blend synchronous and asynchronous course content

# Pratt



# *ctl*

Please contact us for more information: [ctl@pratt.edu](mailto:ctl@pratt.edu)